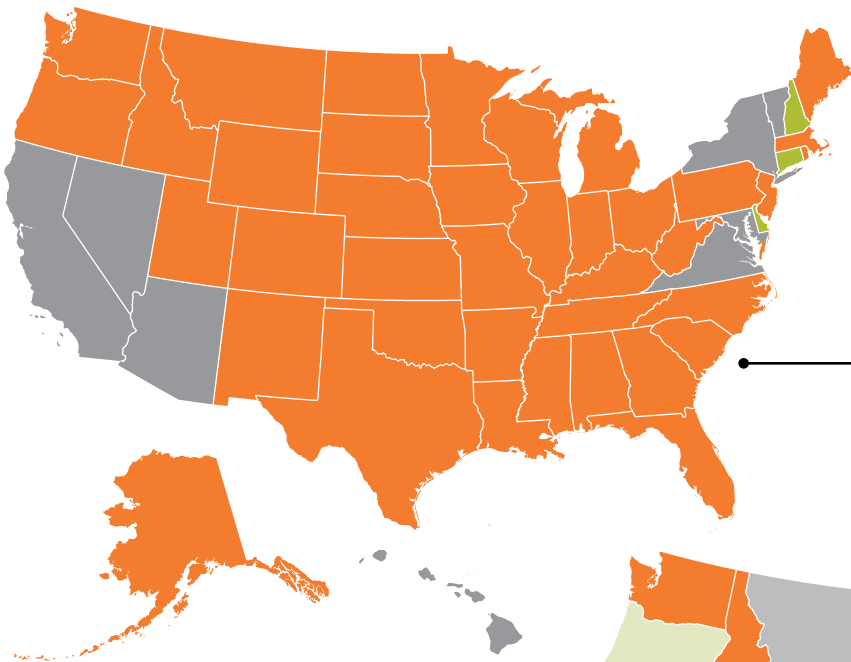


# States of the Union:



## Projected Foreclosure Rates for 2006 Subprime Loans

Source: The Center for Responsible Lending

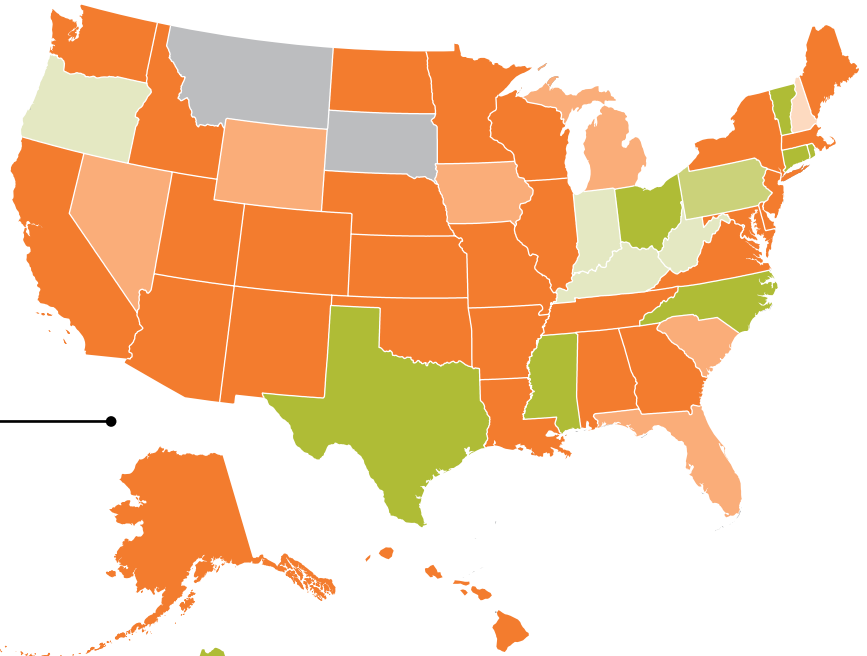
- 11%–15%
- 16%–20%
- 21%–24%

## Scheduled and Proposed Dates for 2008 Presidential Primaries and Caucuses

Source: Stateline.org

- |   |  |   |
|---|--|---|
| <span style="color: #f4a460;">■</span> January  | <span style="color: #92d050;">■</span> March | <span style="color: #c8e6c9;">■</span> May  |
| <span style="color: #ff9800;">■</span> February | <span style="color: #a1887f;">■</span> April | <span style="color: #9e9e9e;">■</span> June |

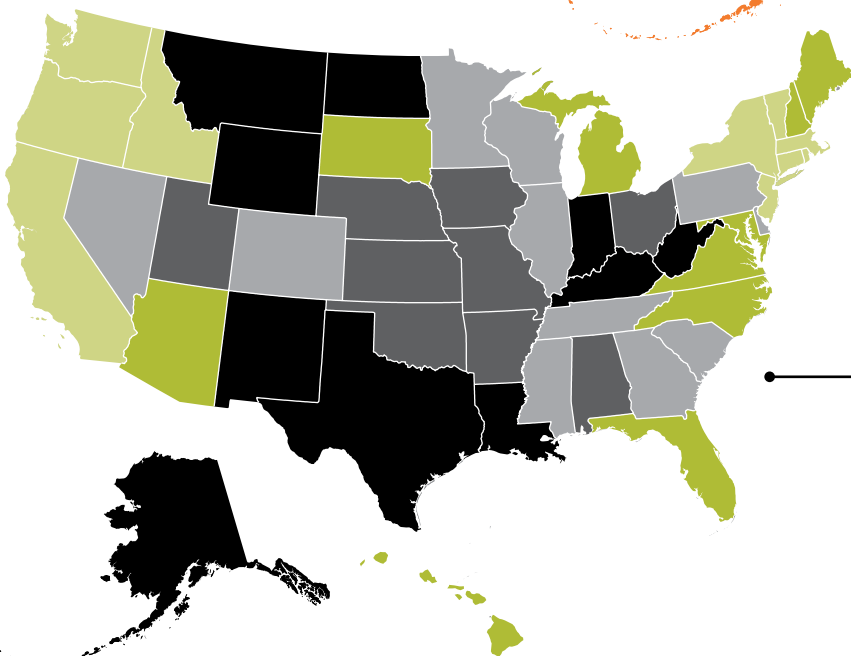
When party primaries are on different days the earliest date is indicated. (As of 11/27/07)



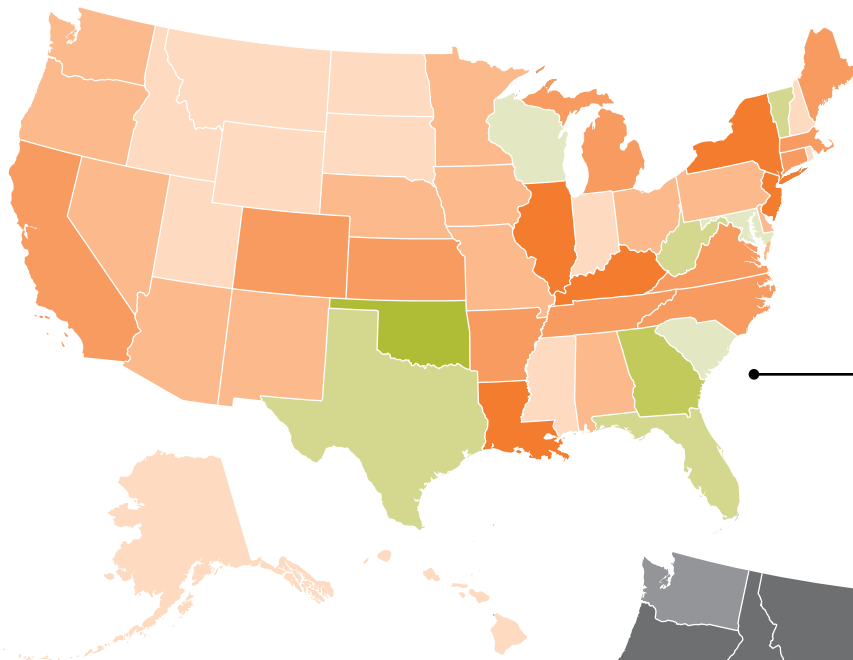
## The Greenest U.S. States By Per Capita Carbon Emissions (2003)

Source: eRedux.com

- |   |   |  |
|---|---|--|
| <span style="color: black;">■</span> Worst    | <span style="color: #424242;">■</span> Not Good | <span style="color: #9e9e9e;">■</span> Average |
| <span style="color: #92d050;">■</span> Better | <span style="color: #c8e6c9;">■</span> Best     |  |

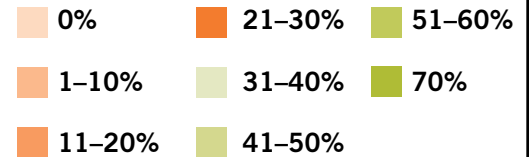


# Six Snapshots of America



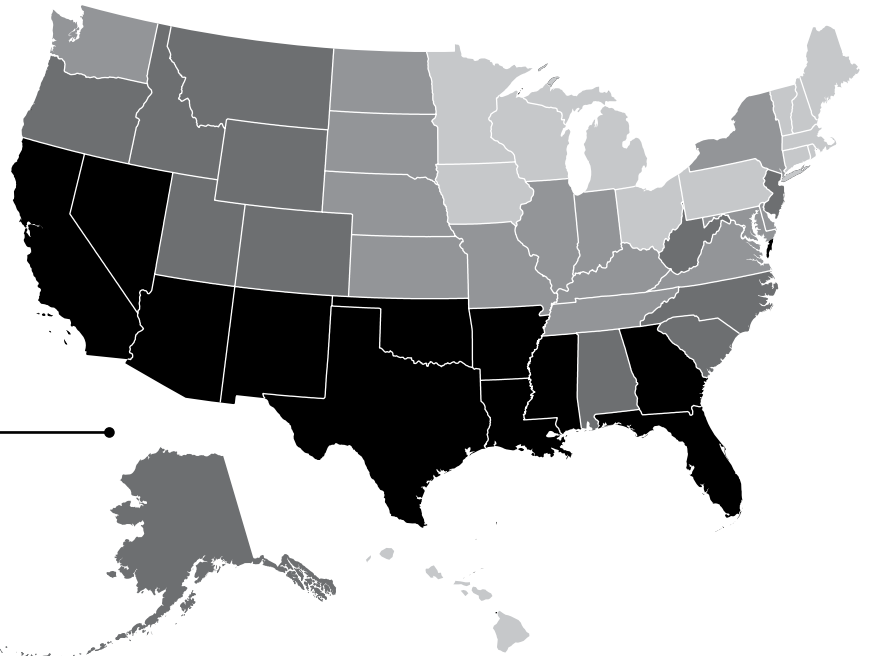
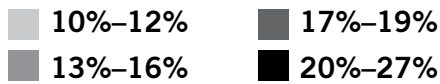
## Percentage of Four-Year-Olds Served by State-Supported Preschool (2006)

Source: National Institute for Early Education Research



## Percentage of Residents under 65 without Health Insurance (2005-2006)

Source: The Kaiser Family Foundation, statehealthfacts.org. Data from: Urban Institute and Kaiser Commission on Medicaid and the Uninsured estimates based on the Census Bureau's March 2006 and 2007 Current Population Survey (CPS: Annual Social and Economic Supplements).



## Percentage of Bridges Found Structurally Deficient

Source: Federal Highway Administration

